

Premium Walk-Behind Scrubbers **v2.0**

Micro-HD | Mini-HD | Mag-HD

FACTORYCAT®

Handmade in U.S.A. - Est 1986



Family Owned - Heavy Duty.



Scrubbers

Sweepers

Choose Your Chassis



Micro-HD v2.0 Specs

- Up to 52,000 sqft/Charge
- 12 / 15 Gallons
- 20 - 26 inch decks

Applications

- Automotive Shops
- Machine Shops
- Warehouses



Mini-HD v2.0 Specs

- Up to 102,000 sqft/Charge
- 21 / 23 Gallons
- 25 - 29 inch decks

Applications

- Fabrication Shops
- Beverage Distribution
- Food Packaging



Mag-HD v2.0 Specs

- Up to 170,000 sqft/Charge
- 35 / 37 Gallons
- 29 - 34 inch decks

Applications

- Distribution
- Sports Arenas
- Aviation

Choose Your Scrub Deck




Cylindrical Benefits

- Eliminates Pre-Sweeping
- Scrub & Sweep Simultaneously
- Superior Tile & Grout Cleaning
- Great for Indoor Track Fields



Disk Benefits

- Largest Brush/ Pad Selection
- Lowest Maintenance Cost
- Best Performance on Irregular Floors
- Brushes Individually driven



Orbital Benefits

- Chemical Free Stripping
- Reduce Slip & Fall Potential
- 70% Reduction in Water Usage
- VCT Prep & Recoat

Choose Your Controller

Military Grade

(Year 1970 Technology)



Legacy

(Year 2000 Technology)




Touch Screen

(Year 2010 Technology)



Choose Your Chassis

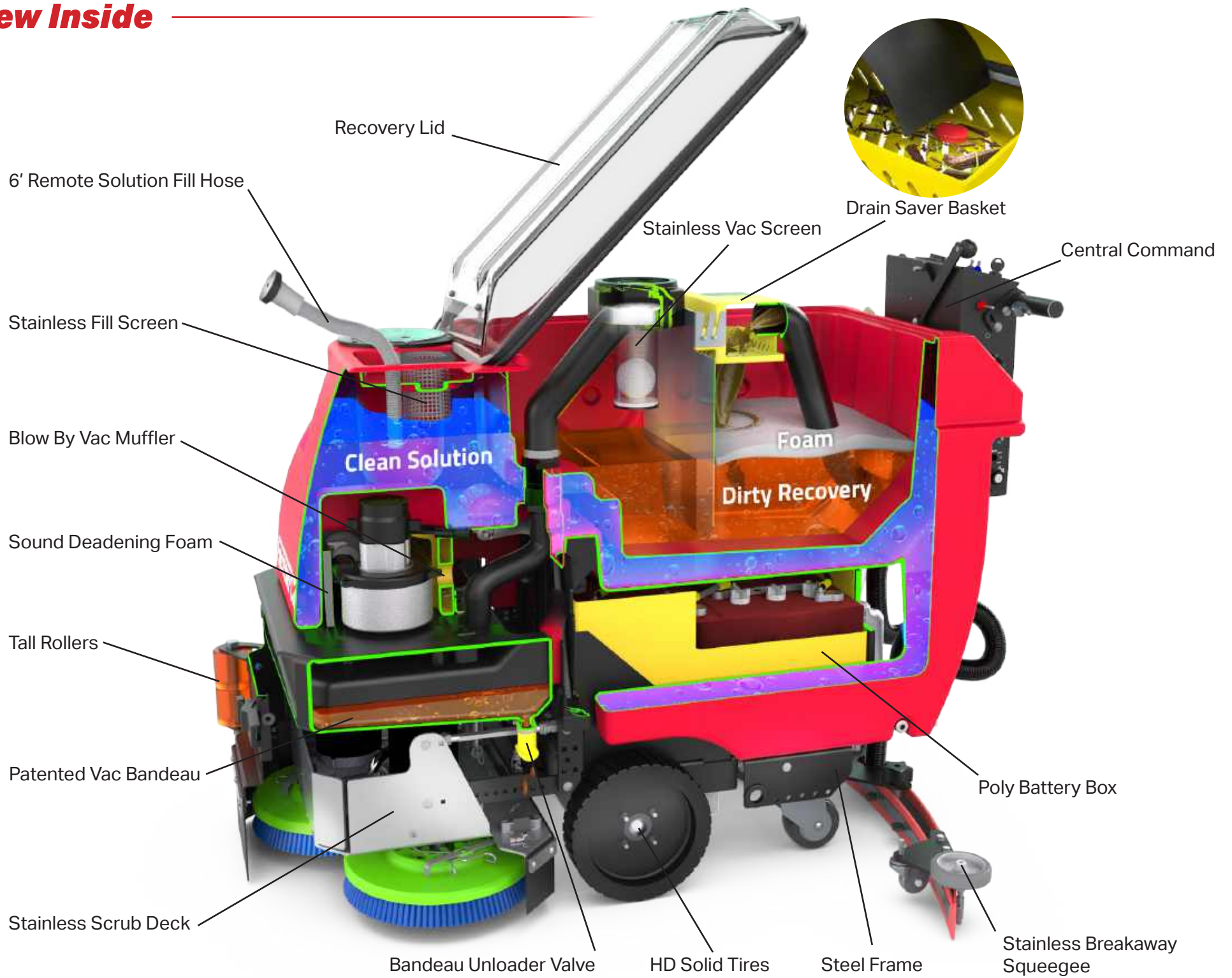


- ①* Polypropylene: Black / Medium - Light
- ② Nylon: White / Light - Soft
- ③ Tampico: Tan / Soft
- ④* Tufted Pad Driver: Red / Variety Pads
- ⑤* Neoprene Pad Driver: Black / Variety Diamond Pucks
- ⑥* Super Grit: Orange / Extreme Rough
- ⑦ Tough Grit: Black / Very Rough
- ⑧ Midi Grit: Blue / Rough
- ⑨ Light Grit: Grey / Medium

*Not offered on Cylindrical Brushes



View Inside






Antimicrobial Sanitation Package

- Clean With Chemical, or Aqueous Ozone
- Spray Wand For Hard To Reach Places
- Antimicrobial Tank
- Dedicated 3 Gallon Disinfectant Tank



Scrub And Vac Wand / Spray Jet

- Brush for scrubbing, squeegee for water pickup
- Clean restrooms and under tables
- Pre soak the floor before scrubbing
- Rinse out recovery tank



Onboard Charger / AGM Batteries

- Convenient Charging anywhere
- Logs most recent charge events
- Maintenance Free Batteries
- Spill Proof Housing



Stainless Frame

- Stainless Metal prolongs machine life
- Guards against moisture and chemical
- Great for corrosive applications (fertilizer, salt spreading for DOT)



Suds / ZERO3

- Automatic portion control with Suds
- Cleaning with chemical free Aqueous Ozone



Metal Lid / HD Wheels / Disk Shroud

- Heavy Duty Steel Lid
- Steel Hub HD Wheels
- Removable Disk Shroud

You Be The Judge

Easy Access to key components:

- Vac Motor
- Batteries
- Deck Actuator
- Solution Valve
- Filters-Screens
- Soap Drain
- Battery Box Drain
- Unloader Valve
- Vac Switch
- Scrub Motors



Tip Back Tank

Our designers all have 25+ years of experience and recognize cleaning equipment will eventually require service.

- Tanks tip back without tools, providing easy top side access to all important service items.
- Quick access allows the technician to trouble shoot from their feet and make repairs quickly, with less chance of creating unintended problems from disassembling 5 items to get to the 1 that failed.

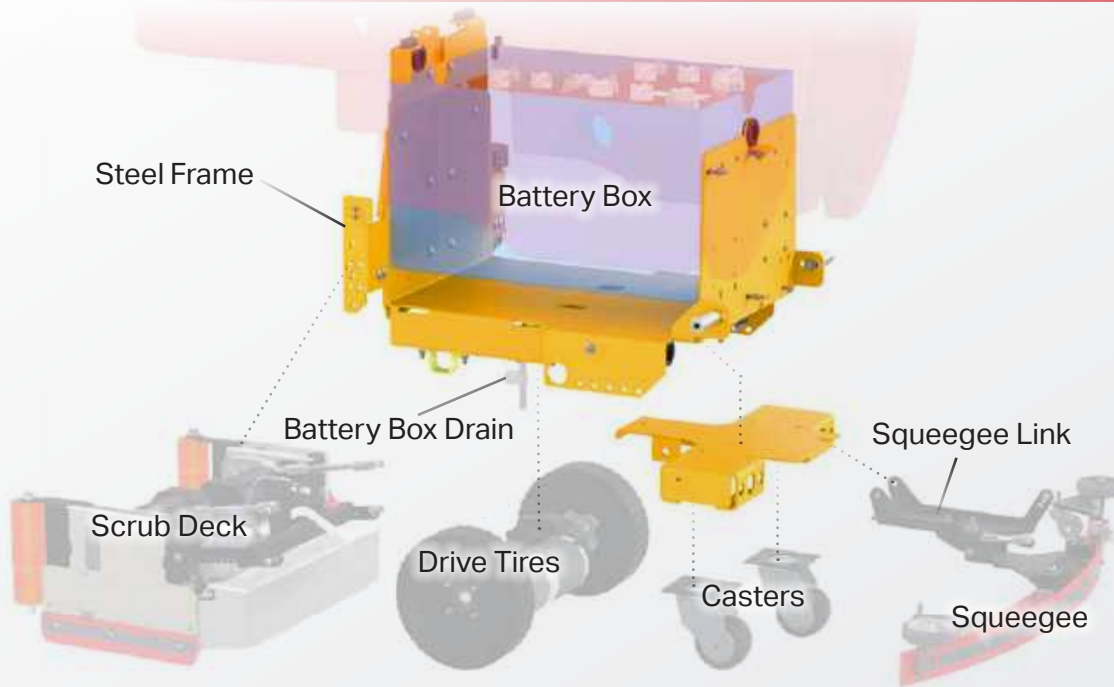


Large Clear Lid

Any customer who has previously owned and operated cleaning equipment will appreciate the value of full time viewing of the dirty water recovery tank.

- This provides the operator with a real time view of the dirty water level, foam, debris tray, the vacuum's white dust filter and more.
- The fully accessible recovery tank is easily our most significant feature for cost reduction. Open the lid to clean out the recovery tank, eliminating odors and other contaminants which can become airborne and inhaled by employees.

Steel Frame



We spend the extra time and money to through-bolt with stainless fasteners for longevity and service ease in the future. Some of our larger machines have 600-lbs in batteries in a full height poly liner, supported by the steel frame.

- All assemblies mount directly to the 7-ga (3/16" thick) steel frame, instead of plastic parts that will fatigue in time.
- Accidental damage to casters, or over tensioning the frame during transport will not damage our tanks since we don't bolt collision points to the poly tank.

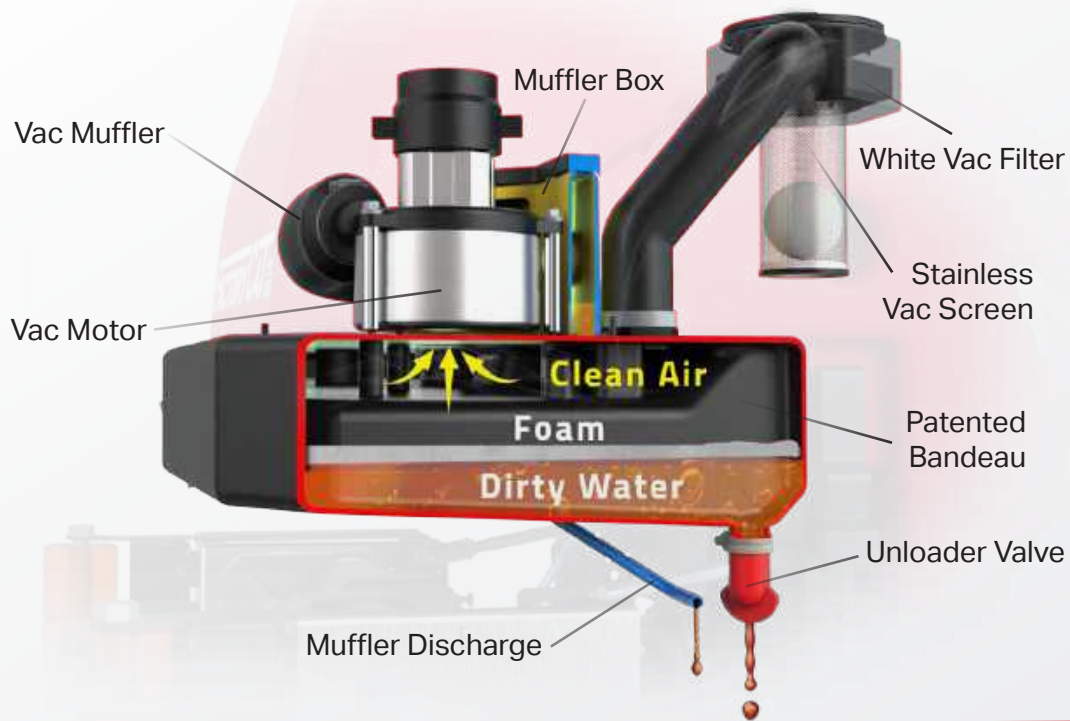
Baffle System



Another feature you'll not find elsewhere is our stainless baffle wall that controls foam in the recovery tank.

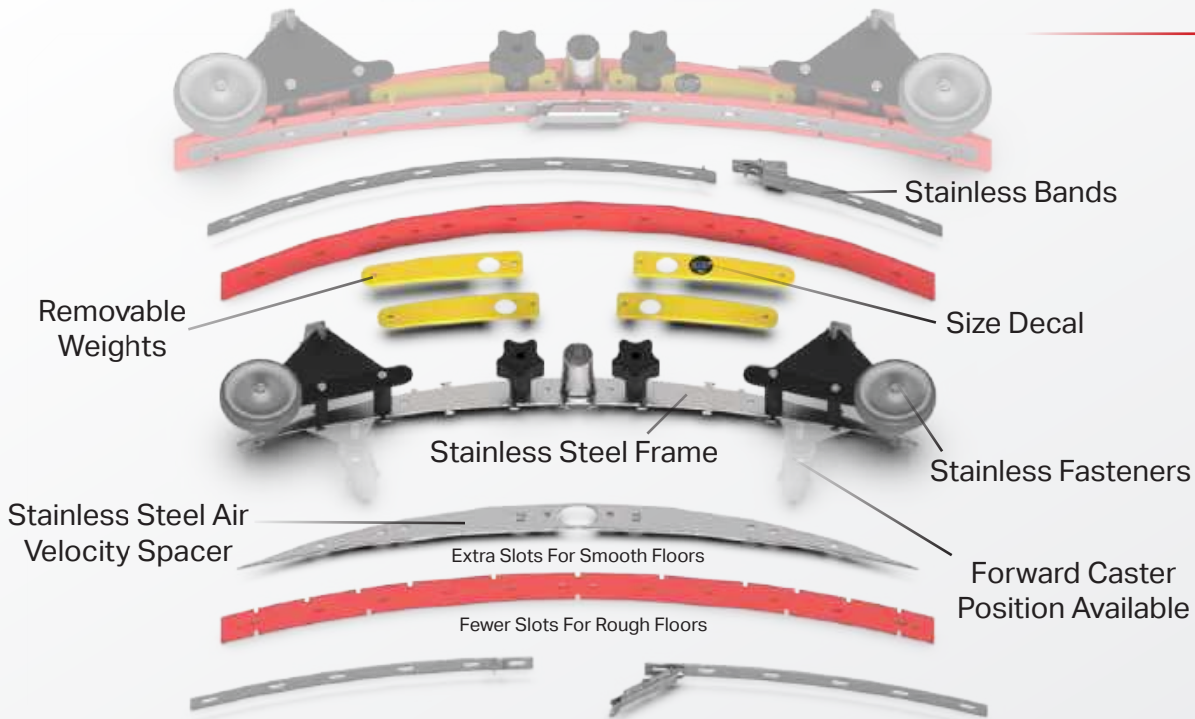
- The dirty water passes into our drain saver basket, and then fills up the rear side of the baffle such that the foam doesn't migrate to the front where the stainless screen and ball float operates.
- The stainless screen and white vacuum filter offer additional protection. These are the first of several steps taken to ensure good airflow (squeegee performance) and protecting the vacuum motor from moisture.

You Be The Judge




Patented Bandeau System

- This design was so unique and meaningful it earned a US Patent, and something you won't find elsewhere.
- The black bandeau is vacuumized and holds 1-gallon of foam or dirty water away from the vac motor, backing up the primary filters and balls screens.
- The "unloader" valve automatically drains off any residual water when vac is OFF.
- The yellow muffler box both reduces the noise and also directs any digested water out a tube, to alert the operator to a problem.



Stainless Squeegee

- Parts exposed to recovery water are stainless steel
- Locking latches front and rear
- Range of material for different applications
- Smooth and Rough floor hole patterns





Automotive

Automotive dealerships and large Truck service centers are some of the toughest applications we've run across. Our equipment offers the maneuverability and performance to clean showrooms full of new cars on expensive floors. The same machine can survive use around steel car lifts, concrete edging and metal floor grates.



Aviation

These customers appreciate reliability and quality as much as anyone. Our scrubbers collect floor debris and prevent FOD better than others, and the compact size combines productivity with good sight lines for operating close to expensive aircraft. Several aircraft manufacturers and FBO's trust our equipment to clean their assembly plants and service centers.



Warehouse

Large distribution centers need maximum scrub path, tank capacities and run time, but in a footprint that allows for easy u-turns and cleaning close to racking. Our heavy duty products can withstand the expected collisions and have excellent water control so your stored product is protected. Our scrubbers offer superior productivity and durability.

Applications



Food & Beverage

Customers who deal with food and beverage manufacturing, processing and distribution appreciate our fully cleanable recovery tank and performance on the floor. Cleaning the reservoir that contains the dirty water eliminates bad odors and the transfer of various contaminants. Our optional onboard ozone system and remote hand tools takes this to an even higher level.



Manufacturing

The process of cutting, welding, assembling and otherwise "building" stuff can be a tough application. Even with the latest production equipment it can be an environment demanding heavy duty products. Our equipment is built to take abuse and is easily serviced when necessary.



Sports Arena

Applications that typically combine large open areas where productivity is important, with smaller aisles or elevators to access different locations. Our varied scrub head types and brushes allow customers broad flexibility for cleaning wood, tile, rubber, concrete, painted and other highly valued surfaces.



Micro-HD v2.0

BODY CONSTRUCTION / DIMENSIONS

Chassis Construction:	3/16" Steel (4.8 mm) Powder Coated
Front Wheels (Ø x Width):	(2x) 8" x 2" ([2x] 20 x 5 cm) - Solid Black
Rear Casters (Ø x Width):	(2x) 2.5" x 1.38" ([2x] 6 x 4 cm) - Non-Marking Grey
Size (L x W x H):	45" x 21" x 39" (114 x 53 x 99 cm)
Weight (w/o Batteries):	278 - 328 lbs (126 - 149 kg)
Weight (w/ 210 ah Batteries):	410 - 460 lbs (186 - 209 kg)

BRUSH / PAD SYSTEM

Disk Dimensions:	20" - (1x) 20" Ø (51 - [1x] 51 cm)
Includes Jaws with Rollers for Wall Protection	26" - (2x) 13" Ø (66 - [2x] 33 cm)
Disk Motor:	20" (1x) 0.75 hp / 200 rpm (51 cm [1x] 551 watts)
	26" - (2x) 0.75 hp / 270 rpm (66 cm [2x] 551 watts)
Optional Motor Upgrade:	(2x) 1.0 hp / 350 rpm ([2x] 735 watts)
Cylindrical Dimensions:	25" - (2x) 6" x 23" (64 - [2x] 15.2 x 58 cm)
6" Ø Brush	
Cylindrical Motor:	(2x) 0.75 hp / 270 rpm (2x) 551 watts

Cylindrical Brush Speed:	750 rpm
Orbital Dimensions:	20" x 14" (51 x 35.6 cm)
	24" x 14" (61 x 35.6 cm)
Orbital Motor:	1.0 hp (735 watts) 2,500 rpm
Brush Down Pressure:	Up to 175 lbs (79 kg) / 500 lbs (227 kg) Actuator Rating

POWER SYSTEM

System Voltage/Amps	24 VDC / 130 ah WET
Optional Battery:	150 ah WET / 115 ah AGM* / 140 ah AGM*
*Includes Onboard Charger	
Run Time:	Up to 2.5 Hours**
**Based on continuous scrubbing run times.	

DRIVE SYSTEM

Power:	0.75hp - All Gear / Sealed (551 watts) & Pad Assist
Forward Speed:	0 - 230 ft/min / 0 - 2.6 mph (0 - 70 m/min / 0 - 4 km/h)
Scrubbing Speed:	0 - 184 ft/min / 0 - 2 mph (0 - 56 m/min / 0 - 3 km/h)
Reverse Speed:	0 - 130 ft/min / 0 - 1.5 mph (0 - 40 m/min / 0 - 2 km/h)

SOLUTION / RECOVERY SYSTEMS

Solution Tank Capacity:	12 Gallons (45 liters) - w/ Graduated Site Tube
Solution Flow / Filter:	0 - 0.5 GPM / Stainless Inline (0 - 2 LPM)
Recovery Tank Capacity:	15 Gallons (56.8 liters) - 1.5" Ø Drain Hose
Small Tank Capacity:	N/A
Demisting Chamber:	1.25 Gallons (4.7 liters)
Drain Saver:	30 cubic inches (492 cubic cm)
Vacuum Power	0.8 hp / 3 Stage / 5.7" Ø (588 watts)
(Water Lift / Airflow):	68" / 72 cfm (173 cm / 2 cm)

GENERAL

Productivity - Theoretical:	Up to 26,000 sqft/hr (2,415 sqm)***
***Based off of ISSA 2010 Cleaning Times	
Productivity - Practical:	Up to 12,059 sqft/hr (1,120 sqm)***
***Based off of ISSA 2010 Cleaning Times	



Mini-HD v2.0

BODY CONSTRUCTION / DIMENSIONS

Chassis Construction:	3/16" Steel (4.8 mm) Powder Coated
Front Wheels (Ø x Width):	(2x) 10" x 2.5" ([2x] 25.4 x 6 cm) - Solid Black
Rear Casters (Ø x Width):	(2x) 4" x 2" ([2x] 10 x 5 cm) - Non-Marking Grey
Size (L x W x H):	52" x 22" x 40" (132 x 55 x 101 cm)
Weight (w/o Batteries):	393 - 443 lbs (178 - 201 kg)
Weight (w/ 210 ah Batteries):	625 - 675 lbs (284 - 306 kg)

BRUSH / PAD SYSTEM

Disk Dimensions:	26" - (2x) 13" Ø (66 - [2x] 33 cm)
Includes Jaws with Rollers for Wall Protection	28" - (2x) 14" Ø (71 - [2x] 35 cm)
Disk Motor:	(2x) 0.75 hp / 270 rpm ([2x] 551 watts)
Optional Motor Upgrade:	(2x) 1.0 hp / 350 rpm ([2x] 735 watts)
Cylindrical Dimensions:	25" - (2x) 6" x 23" (63 - [2x] 15 x 58 cm)
6" Ø Brush	29" - (2x) 6" x 27" (73 - [2x] 15 x 68 cm)
Cylindrical Motor:	25" - (2x) 0.75 hp ([2x] 551 watts)
	29" - (2x) 1.0 hp ([2x] 735 watts)

Cylindrical Brush Speed:	750 rpm
Orbital Dimensions:	24" x 14" (61 x 35 cm)
	28" x 14" (71 x 35 cm)
Orbital Motor:	1.0 hp (735 watts) 2,500 rpm
Brush Down Pressure:	Up to 175 lbs (79 kg) / 500 lbs (227 kg) Actuator Rating

POWER SYSTEM

System Voltage/Amps	24 VDC / 210 ah WET
Optional Battery:	245 ah WET / 250 ah AGM*
*Includes Onboard Charger	
Run Time:	Up to 3.5 Hours**
**Based on continuous scrubbing run times.	

DRIVE SYSTEM

Power:	0.75hp - All Gear / Sealed (559 watts)
Forward Speed:	0 - 290 ft/min / 0 - 3.3 mph (0 - 88 m/min / 0 - 5 km/h)
Scrubbing Speed:	0 - 229 ft/min / 0 - 2.6 mph (0 - 70 m/min / 0 - 4 km/h)
Reverse Speed:	0 - 202 ft/min / 0 - 2.3 mph (0 - 61 m/min / 0 - 4 km/h)

SOLUTION / RECOVERY SYSTEMS

Tank Solution Capacity:	21 Gallons (79 liters) - w/ Graduated Site Tube
Solution Flow / Filter:	0 - 0.7 GPM / Stainless Inline (0 - 2 LPM)
Tank Recovery Capacity:	23 Gallons (87 liters) - 1.5" Ø Drain Hose
Small Tank Capacity:	16 Gal (60 liters) Solution 17 Gal (64 liters) Recovery
Demisting Chamber:	1.25 Gallons (4.7 liters)
Drain Saver:	30 cubic inches (492 cubic cm)
Vacuum Power	0.8 hp / 3 Stage / 5.7" (588 watts)
(Water Lift / Airflow):	68" / 72 cfm (173 cm / 2 cm)

GENERAL

Productivity - Theoretical:	Up to 29,029 sqft/hr (2,696 sqm)***
***Based off of ISSA 2010 Cleaning Times	
Productivity - Practical:	Up to 13,454 sqft /hr (1,250 sqm)***
***Based off of ISSA 2010 Cleaning Times	



Mag-HD v2.0

BODY CONSTRUCTION / DIMENSIONS

Chassis Construction:	3/16" Steel (4.8 mm) Powder Coated
Front Wheels (Ø x Width):	(2x) 12" x 2.75" ([2x] 30 x 7 cm) - Solid Black
Rear Casters (Ø x Width):	(2x) 5" x 2" ([2x] 12.7 x 5.1 cm) - Non-Marking Grey
Size (L x W x H):	55" x 26" x 40" (139 x 66 x 101 cm)
Weight (w/o Batteries):	441 - 481 lbs (200 - 218 kg)
Weight (w/ 315 ah Batteries):	775 - 825 lbs (352 - 374 kg)

BRUSH / PAD SYSTEM

Disk Dimensions:	30" - (2x) 15" Ø (76 - [2x] 38 cm)
Includes Jaws with Rollers for Wall Protection	34" - (2x) 17" Ø (86 - [2x] 43 cm)
Disk Motor:	(2x) 1.0 hp / 350 rpm ([2x] 735 watts)
Optional Motor Upgrade:	(2x) 1.0 hp / 350 rpm ([2x] 735 watts)
Cylindrical Dimensions:	29" - (2x) 6" x 27" (73 - [2x] 15 x 68 cm)
6" Ø Brush	33" - (2x) 6" x 31" (83 - [2x] 15 x 78 cm)
Cylindrical Motor:	(2x) 1.0 hp ([2x] 735 watts)

Cylindrical Brush Speed:	750 rpm
Orbital Dimensions:	28" x 14" (71 x 35 cm)
	32" x 14" (81 x 35 cm)
Orbital Motor:	1.0 hp (735 watts) 2,500 rpm
Brush Down Pressure:	Up to 185 lbs (84 kg) / 500 lbs (227 kg) Actuator Rating

POWER SYSTEM

System Voltage/Amps	24 VDC / 310 ah WET
Optional Battery:	360 ah WET / 335 ah AGM*
*Includes Onboard Charger	
Run Time:	Up to 5.0 Hours**
**Based on continuous scrubbing run times.	

DRIVE SYSTEM

Power:	0.75hp - All Gear / Sealed (559 watts)
Forward Speed:	0 - 290 ft/min / 0 - 3.3 mph (0 - 88 m/min / 0 - 5 km/h)
Scrubbing Speed:	0 - 229 ft/min / 0 - 2.6 mph (0 - 70 m/min / 0 - 4 km/h)
Reverse Speed:	0 - 202 ft/min / 0 - 2.3 mph (0 - 61 m/min / 0 - 4 km/h)

SOLUTION / RECOVERY SYSTEMS

Tank Solution Capacity:	35 Gallons (132 liters) - w/ Graduated Site Tube
Solution Flow / Filter:	0 - 1.0 GPM / Stainless Inline (0 - 4 LPM)
Tank Recovery Capacity:	37 Gallons (140 liters) - 1.5" Ø Drain Hose
Small Tank Capacity:	32 Gal (121 liters) Solution 33 Gal (125 liters) Recovery
Demisting Chamber:	1.25 Gallons (4.7 liters)
Drain Saver:	30 cubic inches (492 cubic cm)
Vacuum Power	0.8 hp / 3 Stage / 5.7" (588 watts)
(Water Lift / Airflow):	68" / 72 cfm (173 cm / 2 cm)

GENERAL

Productivity - Theoretical:	Up to 33,932 sqft/hr (3,152 sqm)***
***Based off of ISSA 2010 Cleaning Times	
Productivity - Practical:	Up to 15,784 sqft /hr (1,466 sqm)***
***Based off of ISSA 2010 Cleaning Times	

Our Family's American Dream

RPS has been family owned from its inception in 1986, and proudly builds in Wisconsin (USA). The company has grown over the last 35-years with a strong group of executives including the 2nd generation of family owners who started in the shop as youngsters.

Authorized Distributor



Assembled By Hand

Our American workforce hand builds each machine with components sourced over 95% from American suppliers. We routinely pay more for these domestically supplied components required to build a superior product. All design, prototyping, production and testing is done in-house where we can best control quality.



Steel Fabrication

We produce heavy duty equipment and require a good amount of thick steel in the construction. We use a combination of Stainless 304 (Austenitic 18/8) and mild steel with e-coating + powder paint for corrosion resistance. Steel fabrication is done in-house or from local suppliers with specialty equipment.



Rotational Molding

Complex shapes that allow for our "tank-in-tank" design are best achieved with in-house equipment. We own multiple dual station rotational molding machines that allow us to produce finished parts from raw plastic. Producing consistently higher quality parts and respond quickly to sales spikes.



Product Design

Our team has designed and engineered over 100 unique machines. Each new generation of machines evolve from prior designs to retain the strengths and correct any weakness. From the first pencil sketch we focus on durability, serviceability, performance, productivity, specifications, and value.